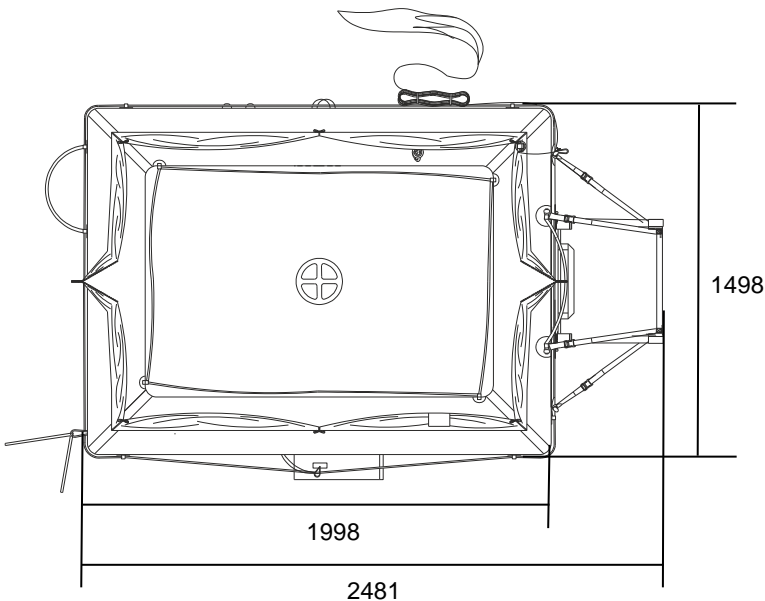
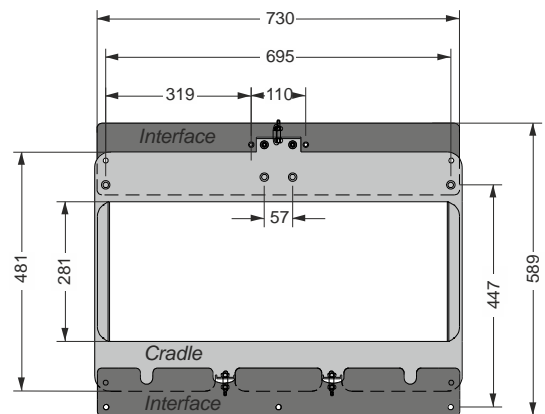


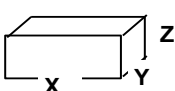
# PRO PECHE V 06 TO PU LOW PROFILE CONTAINER



## Interface + cradle



The integration of the PROPECHE Class V onboard is facilitated by the cradle (on which the container is fixed & secured) and its interface (fixed on deck). The container with cradle are easily removable for servicing as required by D227 French regulation.

06 MAN	
<b>Container</b>	<b>PRO PECHE</b>
Dimensions	X: 690 mm    Y: 440 mm    Z: 290 mm X: 2' 3,17"    Y: 1' 5,33"    Z: 11,42"
Net weight liferaft + cradle	35 kg / 78 pounds
Max. height stowage	6 m / 20'
Painter line length	10 m / 33'
Inflation Cylinder	1 x 2,83 liter
 <b>Crate</b>	X: 750 mm    Y: 630 mm    Z: 310 mm X: 2' 5,53"    Y: 2' 0,81"    Z: 1' 0,21"
	38 kg / 84 pounds
	0,147 m3 / 5,18 cubic foot

<b>Approvals:</b>	<b>MMF</b>
PRO PECHE V 06 TO PU 08022017 KLT.doc	Issue: 6      Date: 08/02/2017

Dimensions and weight +/- 5%  
SURVITEC SAS reserves the right to change specification without notice.  
For installation, add minimum +10mm for clearance to dimensions of the container.