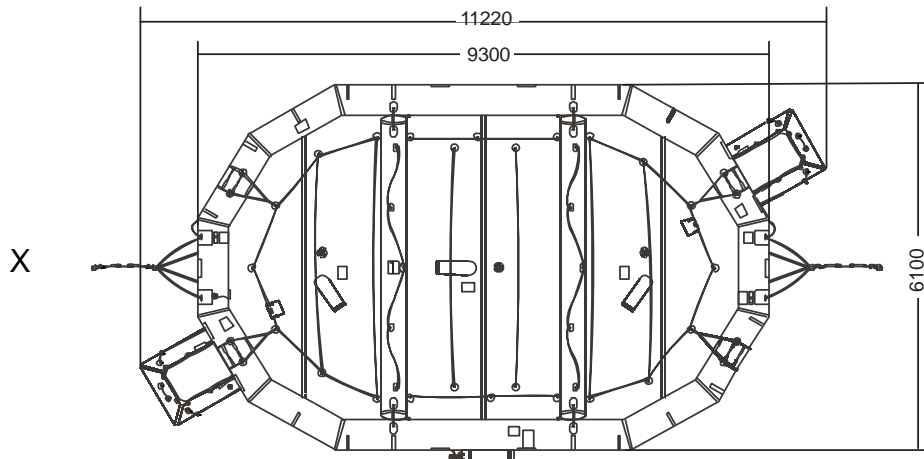

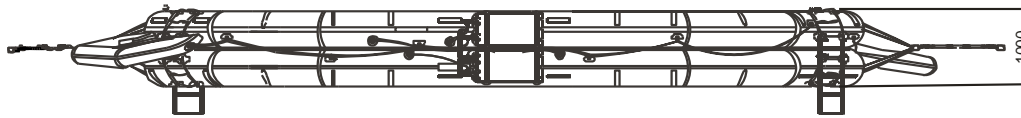
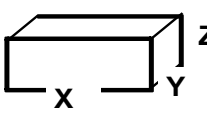


# IBA CCG R 150 MAN OPEN REVERSIBLE INFLATABLE LIFERAFT ROUND CONTAINER – PACKED IN VACUUM POUCH (EPE)



150 MAN EPE			
<b>Container</b>	<b>N18</b>		
Dimensions	X: 1560 mm	Y: 852 mm	Z: 835 mm
	X: 5' 1,42"	Y: 2' 9,55"	Z: 2' 8,88"
Liferaft Net Weight	302 kg / 666 pounds		
Max. height stowage	20 m / 66'		
Painter line length	20 m / 66'		
Inflation Cylinder	4 x 20 liter		
 <b>Crate</b>	X: 1645 mm	Y: 940 mm	Z: 1050 mm
	X: 5' 4,77"	Y: 3' 1,01"	Z: 3' 5,34"
	357 kg / 788 pounds		
	1,624 m3 / 57,34 cubic foot		
<b>Towing force</b>	<b>2 knots</b>	<b>3 knots</b>	
Without sea anchor	196 daN	315 daN	
With sea anchor	232 daN	420 daN	

<b>Approvals:</b>	<b>TC</b>
-------------------	-----------

IBA CCG R 150 EPE cont rond 27102015 KLT.doc	Issue : 3	Date : 27/10/2015
--	-----------	-------------------

Dimensions and weight +/- 5%  
 SURVITEC SAS reserves the right to change specification without notice.  
 For installation, add minimum +10mm for clearance to dimensions of the container.